



A Parent's Guide to Reading




How we promote reading in school-



- All pupils will have an online reading record where parents or children can make a record of their reading at home and receive encouragement in school. Your child's class teacher will share this document with you via the Google drive.
- Children will go home with a reading book matched to their ability and then a slightly more challenging book that they can read with an adult.
- **You may find your child has same book sent home after they have completed it. We do this to improve their reading fluency and expression whilst they read. When a class teacher assesses your child is fluently reading, then they will be given a new book.**
- If it is appropriate for your child, they will also take home a Phonics Sound mat to support their reading.
- All pupils are encouraged to read between 3-4 times at home in a week.
- For families that read 3-4 times a week, there will be a raffle where you all could win a book, cinema, shop or restaurant vouchers. This will take place at the end of each term.
- We have special events throughout the year like World Book Day and Reading Cafes where reading is celebrated in school.
- Daily Story Time Phonics and Hooked on Books Reading sessions.
- All classes have a designated reading area for children to explore books.
- Keep an eye on Our School App as there are some exciting updates happening in the next term so watch this space...

How you can help at home-


Your children's class teachers have created a guide for their classes about what you can do to support your child/ren at home-




Gedney Church End-

<p>Woodpeckers</p> 	<p>EYFS-</p> <ul style="list-style-type: none">• Enjoy looking at a range of books with your child and discussing what they are about, stories or information.• Enjoy listening to your child using their phonic knowledge to sound words out from a book, give them time to repeat sounding the same word and they will start to blend the sounds together.• Share a book together, you read a sentence and then they repeat after you, looking at how the words are formed. This will lead into independent reading.• Use the outside environment to support reading and blending of new words and build on word knowledge and understanding.• Repeat all of the above and this will help to develop reading confidence <p>Year 1/2</p>
--	---

	<ul style="list-style-type: none"> • Share a range of books together and talk about what you have read, deepening your child's knowledge of words. • Spend time listening to your child read a range of texts, encouraging them to apply their taught phonics to decode words. Then question them on what they have just read to ensure they hold a good understanding. • Develop a love of reading either as a whole family, or independently, put time aside to ensure that this happens. • Repeat all of the above and observe how confident your child becomes in reading and enjoying a range of texts. • Ask for support or guidance, as I am always happy to help.
<p>Puffins</p> 	<ul style="list-style-type: none"> • Read a range of texts together - fiction & non-fiction • Talk about the book - how is the character feeling? How do you know this? • Discuss the book before beginning to read it - what do you think it will be about? What do the front cover/blurb tell us? • Encourage your child to make a journal/bank of new words and to record any new words that they learn in there - they could research the definition and make a note of this too. • Encourage your child to sound out words that they are unsure of, using their phonics and spelling knowledge, breaking longer words down or using their phonics finger.
<p>Jaguars</p> 	<ul style="list-style-type: none"> • Encourage your child to read a wide range of genres from both fiction and non-fiction as possible. • Encourage your child to use clues from the text to help work out the meaning of new vocabulary. • Discuss the book with your child by asking them questions that will develop a personal response to what they have read such as 'What do you think of ...actions? Is it what you expected? Why?' • Have family reading time where everyone reads together and shares what they are reading - even if it is a magazine, newspaper or something online. • Encourage older siblings to read aloud to younger members of the family such as bedtime stories.

Luffon St Nicholas-

<p>Caterpillars</p> 	<ul style="list-style-type: none"> • Sing and look at nursery rhymes together. Look out for rhyming words or alliteration (bad, badger) • Look at the pictures in a book and make a story up together. • Read and discuss a range of texts together. For example, non-fiction books, stories, magazines. You could even bake something by looking at recipe books. • Sound out letters and try to blend together. For example, c-a-t cat. • Recognise tricky words in any sort of text.
<p>Penguins</p>	<ul style="list-style-type: none"> • Look at the title, front cover and blurb together. • Ask and answer questions together- What do you think will happen next? Why do you think the character has done that?

	<ul style="list-style-type: none"> • Talk about the meaning of new or unknown words the children come across. • Encourage your child to sound out a word before reading it. (Use a sound mat at home to support this) • Reading a range of texts such as- stories, poems, and non-fiction books.
<p>Elephants</p> 	<ul style="list-style-type: none"> • Discussing the books your child is reading gives them an opportunity to think about what they have read. • Encourage your child to read a wide range of fiction and non-fiction books. Magazines, catalogues and online blogs that you approve of would be interesting alternatives. • Ask your child questions about what they have read to develop their comprehension skills: Who is the story about? How are they feeling? Why are they acting that way? Which character do you like? Why do you like them? What do you think is going to happen next? Why do you think that? • Non-Fiction - discuss the information found in the book. What else would you like to find out? Where could you find this information? • Encourage your child to make notes in their reading record. Which books did they enjoy and why? Which books would they recommend to others? What did you learn from the book?
<p>Dolphins</p> 	<ul style="list-style-type: none"> • Find some time where you can all read together and talk about your books as a family. This could be reading individually or reading to each other. • Encourage your child to read a wide selection of fiction and non-fiction at home. As well as books, newspapers and magazines are good for something a little different. • Fiction - discuss the book. What has happened? What do you think will happen next? Who is the main protagonist and what qualities do they have? • Non-Fiction - discuss the information found in the book. What else would you like to find out? Where could you find this information? • Encourage your child to keep a reading journal. Which books did they enjoy and why? Which books did they not enjoy and why? How could it be better?

Top Tips for Parents-

- Encourage your child to share their book with you each night.
- Share your favourite stories with your children.
- Talk about what you have read as this will increase your child's comprehension of what they have just read.
- Re-read books- it is incredibly important that children re-read books as this helps to increase their fluency and understanding of a book.
- Use stories tablets, mobile devices to engage reluctant readers through listening to audio books or stories online.

- Find other opportunities for reading at home- recipes, games, instructions or treasure hunts.
- Praise, Praise, Praise- always encourage and support your child whilst reading so they associate this time positively with you.
- Take advantage of a local library service.

Useful Websites and Apps-

<https://www.lincolnshire.gov.uk/directory-record/63989/long-sutton-library>

<https://www.lincolnshire.gov.uk/directory-record/64006/sutton-bridge-community-library>

<https://www.phonicsplay.co.uk/>

<https://www.oxfordowl.co.uk/for-home/find-a-book/library-page/>

Teach Your Monster to Read

Busy Things

Puppet Pals

CBeebies Storytime

Any Questions-

- Please contact your child's class teacher if you have any queries about your child's reading or progress. We want to work together to ensure that every child reaches their full potential.